

ATS SIXTY

ADVANCED TUBE SYSTEM GUITAR COMBO

USER MANUAL

THE CLEAN CHANNEL:

The CLEAN channel on the ATS Sixty is constructed using solid state (transistor) technology. This allows modern, sparkling clean sounds to be produced, like those featured on many contemporary recordings. The traditional 3-band equalisation section with passive tone controls also makes it possible to produce valve-like clean sounds using the “SOFT CLICK” circuitry.

(2) VOLUME:

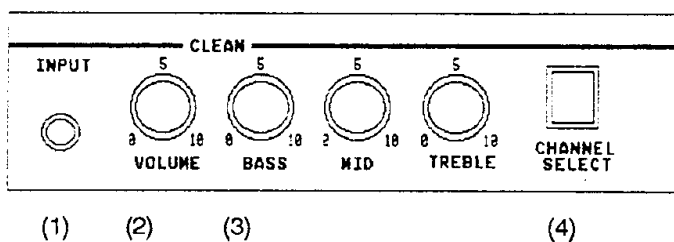
Volume adjusts the amplification level of the clean channel. Turned to position 8-9 you can achieve the crunchy “Soft Click” Sound. With pickups delivering more output (humbuckers) this effect appears at lower volume settings (5-6)

(3) BASS / MID /TREBLE:

The center frequency and bandwidth for each of this three controls has been carefully selected to enable you to obtain a broad range of classic and modern clean sounds. Start with a standard setting (all controls in 12’0 clock position) and change it as you want (f.e. more TREBLE for more harmonic overtones and sparkling clean sounds).

(4) CHANNEL SELECT:

Switches the input signal either to the CLEAN or the OVERDRIVE channel. The OVERDRIVE channel is active when the LED right of the channel select switch is on.



TIP: Any conventional footswitch can be used to change between CLEAN and TUBE OVERDRIVE channels on the Sixty by connecting it to the FOOTSWITCH socket on the rear panel.

TUBE OVERDRIVE CHANNEL:

The Overdrive channel on the ATS Sixty consists of a genuine valve circuit (ECC 83). Valves produce a considerably better sound when overdriven than transistors. The contour of the harmonic distortion and the distinctive compression effect are the reasons why the authentic warm valve sound is sought after. However, valves do have a couple of drawbacks!

TUBE OVERDRIVE CHANNEL

- Valves need to reach a specific operating temperature, which means that it takes a few seconds after switching on before they are ready for use.
- Valves are sensitive to shock. Allow the unit to cool off for a few minutes before moving it.
- The sound characteristics of valves do tend to change with age. You should exchange your valves occasionally; the ECC 83 tubes used in the Sixty are amongst the most frequently used and affordable types available. In normal use, it should only be necessary to change the valves every few years.

(5) GAIN:

Adjusts the input sensitivity of the TUBE circuitry and thereby the saturation. At lower GAIN levels, you can achieve bluesy Clean and Crunch sounds.

In the specially marked high level section an automatic MID BOOST gets effective, perfect for modern “hot rodded” Overdrive sounds.

The GAIN control influences the overdrive characteristics as well as the volume of the TUBE OVERDRIVE channel. To alter the level, use the VOLUME control.

The TONE CONTROLS on the TUBE OVERDRIVE channel are active in operation, and can therefore be used to boost specific frequency ranges. This can be very useful for producing modern “hot rodded” distortion sounds. The filter characteristics of the two controls are chosen so as to make selection of the distinctive “creamy” lead and riff sounds easier.

(6) VOICE:

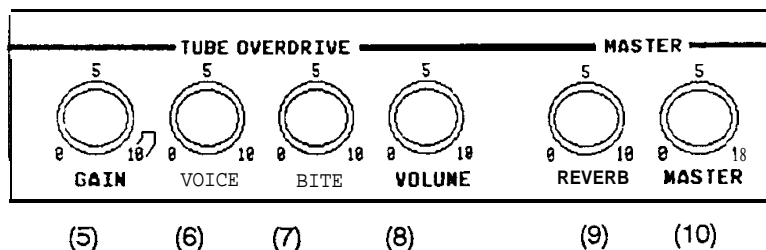
Voice adjusts a wide range of lower mids and thus controls the overdrive characteristic. More “Voice” will make your guitar sound more “creamy”.

(7) BITE:

Bite controls the upper harmonics and the penetration of the guitar sound.

(8) VOLUME:

VOLUME adjusts the output volume of the TUBE OVERDRIVE and thus the volume balance between CLEAN and OVERDRIVE.



MASTERSECTION:

An Accutronics spring unit is used to generate the reverb effect in the ATS Sixty. The quality of a reverb is largely dependent on the length and number of springs used: the unit used in the Sixty contains three particularly long springs which make the Sixty's effect deep and natural sounding.

Clean sounds require more reverb to produce the same special impression as corresponding overdriven sounds. Distortion sounds, on the other hand, are sensitive to reverb: too much effect swamps them and makes them unclear. For these reasons, the reverb unit is tuned differently for each of the two channels; no change is required when swapping channels.

(9) REVERB:

The reverb control determines the amount of reverb applied to the CLEAN and OVERDRIVE channel.

(10) MASTER:

Master sets the power to the amp on or off. ("on" is indicated by the red LED).

(11) MAINS:

Switches the power to the amp On or Off. ("on" is indicated by the red LED).

THE REAR PANEL OF THE ATS SIXTY

VOLTAGE SELECTOR SWITCH:

European model: 220 - 240 V / USA /Japanese model: 110 - 120 V

HEADPHONES:

Socket for headphonesignal passes a special filter circuitry which adds the distinctive guitar cab sound characteristic.

FUSE: Mains Fuse 625 mA slo-blo

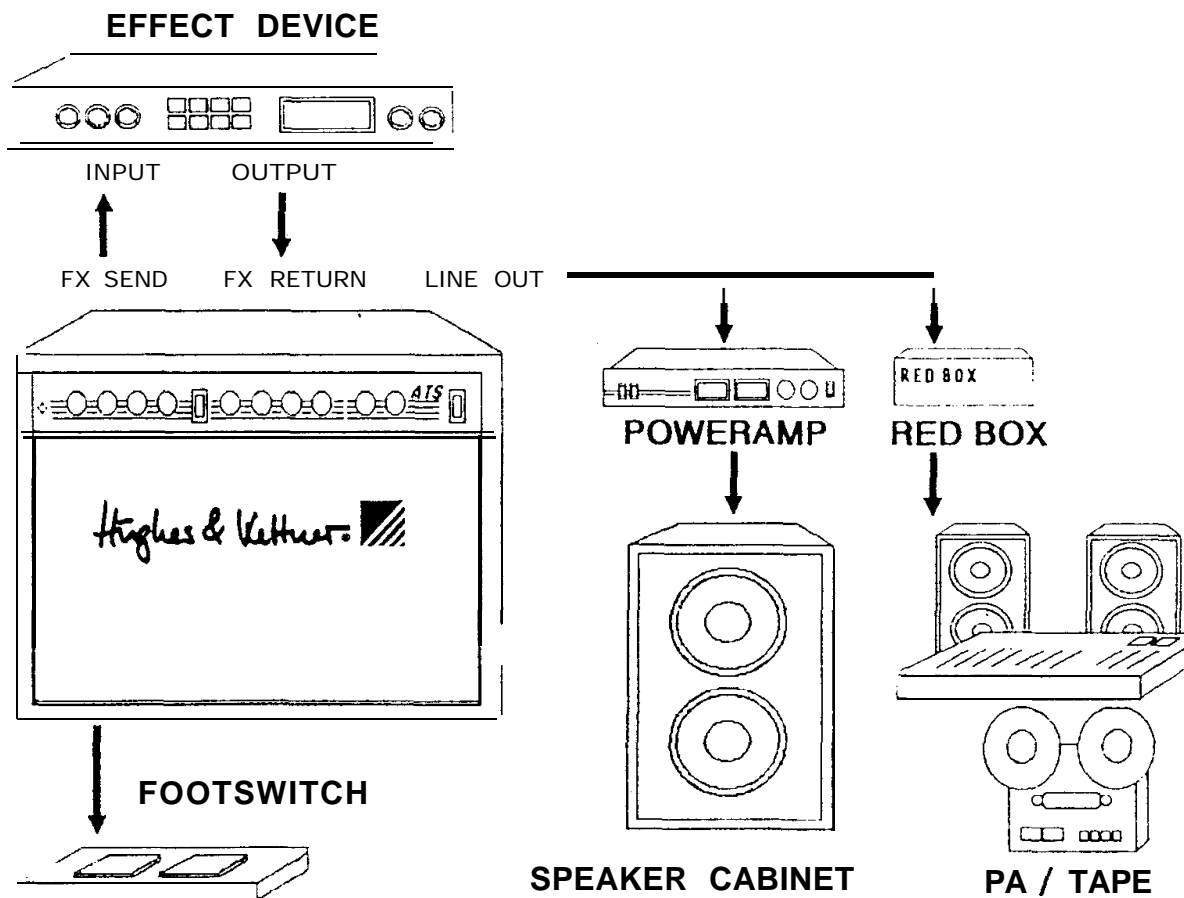
THE REAR PANEL OF THE ATS SIXTY

LINE OUT: Line level output to feed extern poweramps, a Hughes & Kettner RED BOX etc.

EFFECT LOOP:Effect path for extem effect devices. Connect FX SEND to the INPUT and F'X RETURN to the output of rhe effect unit.

FOOTSWITCH: A standard on-off footswitch connected to this socket will switch between the CLEAN and the TUBE OVERDRIVE channel.

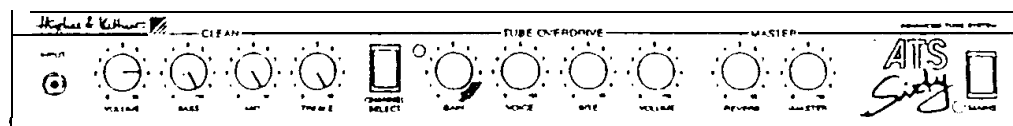
ATS SIXTY SCHEMATIC DIAGRAMM



ATS SIXTY SOUND EXAMPLES

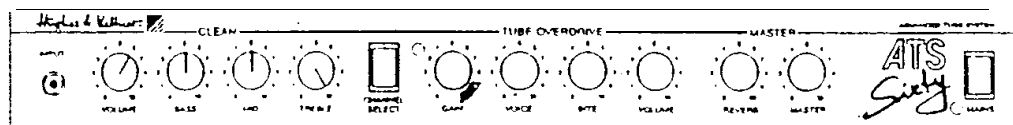
The sounds suggested here can only be rough indications, as they will vary considerably depending on the instrument used and your playing techniques. These examples are the base for exploring the range of the ATS Sixty's sound possibilities.

1. 'VINTAGE COMBO- CLEAN SOUND



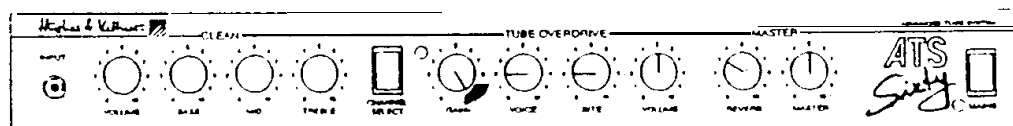
Classical "Tweed Sound" with "Soft Click". Specially tuned for single coil pickups.

2. 'MODERN ULTRA CLEAN"



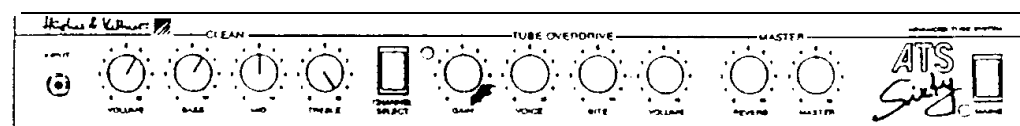
less GAIN: BASS and MID in 12 o'clock position The tone gets sheer, shimmering and absolutely clean.

3. "STRAT CREAM LEAD"



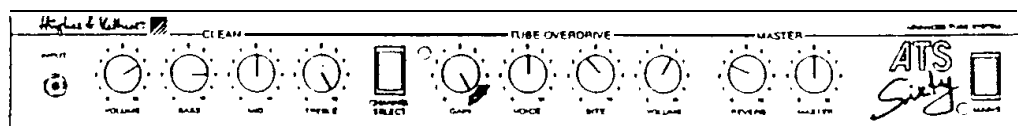
Full GAIN (MID BOOST is activated), VOICE and BITE controls set on 2.

4. 'HUMBUCKER'S BLUES LEAD



Supports the dynamic range of classical humbucker guitars.

5. 'MODERN HEAVY GUITAR



Crisp Clean for ballads (single coils!),mighty powerchords and fat leadtone on the overdrive channel (humbuckers).

Hughes & Kettner